

T8 TUBE FIXTURE (1.2m)-M164

PRODUCT DIAGRAM

Dimensions LxWxH :

1173*28*38mm

Base Type:

Actual two pin connection



GENERAL PARAMETERS

LED Type SMD :	SMD 2835
LED Qty :	66 pcs
Tube Body Material:	PC MATERIAL
Rated Life:	20,000 hrs

PHOTOMETRIC PARAMETERS

Color Temperature :	4000K	±5%
CRI :	>80	
Lumen Efficacy :	80lm/W	±5%
Total lumen:	1440lm	
Beam Angle :	120°	
Light Transmitting Rate:	Frosted 90% / Clear 95%	

ELECTRICAL PARAMETER

Input Voltage :		
Single Voltage :	AC220-240V (50/60Hz)	
Rated Power :	18W	±5%
Power Factor :	>0.5	
Wiring :	Double Ended	

Warranty

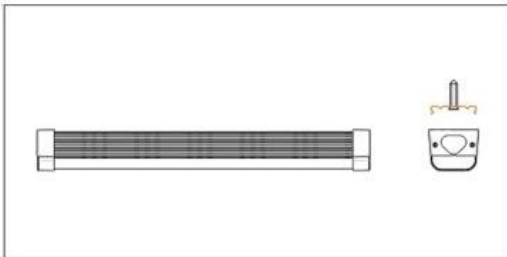
Environment:	Indoor (IP20)
Warranty :	2 Years

ENVIRONMENT REQUIREMENT

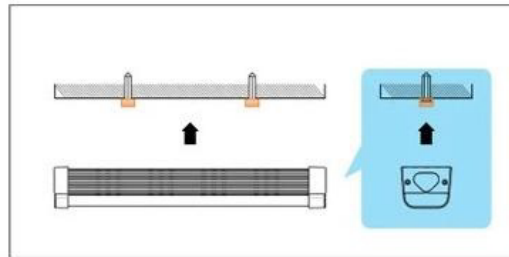
Operating Temperature :	-20 - 60 °C
Storage Temperature :	-20 -45 °C

INSTALLATION INSTRUCTION

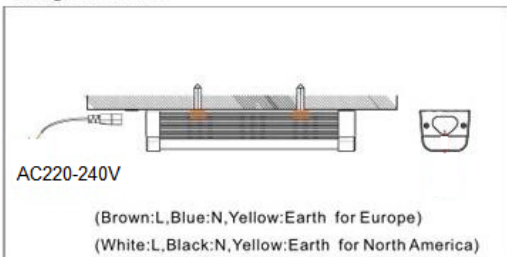
STEP1. Place the clip kit and screws correctly



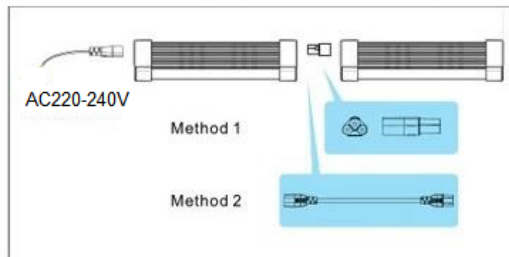
STEP2. Fix the LED tube to the ceiling or wall



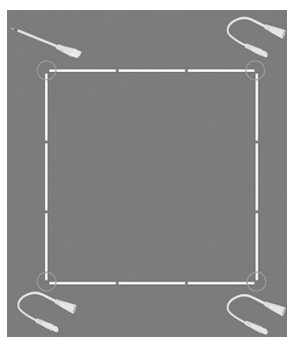

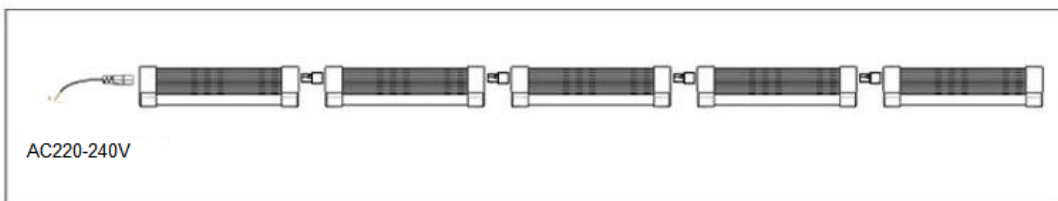
STEP3. Connect the power cord to the integrated tube



STEP4. Connect up by linkable connector, done.



CONNECTION:



Two sides wire connection available
If need, ask seperately please

ATTENTION

1. Total power in series $\leq 200W$
2. After connection, the sealing plug shall be installed in each of the last lamp.

